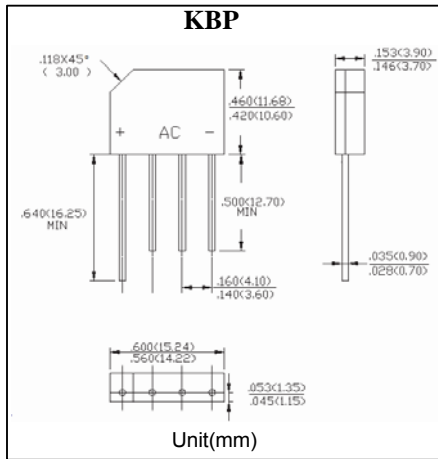


塑封硅整流桥堆
反向电压 50---1000V
正向电流 2.0 A

Single-phase Silicon Bridge Rectifier
Reverse Voltage 50 to 1000 V
Forward Current 2.0A



特征 Features

- 反向漏电流低 Low reverse leakage
- 正向浪涌承受能力较强 High forward surge capability
- 浪涌承受力: 60 A Surge overload rating: 60 Amperes peak
- 引线和管体皆符合RoHS标准。
Lead and body according with RoHS standard

机械数据 Mechanical Data

- 封装: 塑料封装 Case: Molded Plastic
- 极性: 标记模压或印于本体 Polarity: Symbols molded or marked on body
- 安装位置: 任意 Mounting Position: Any

极限值和温度特性 TA = 25°C 除非另有规定。

Maximum Ratings & Thermal Characteristics Ratings at 25°C ambient temperature unless otherwise specified.

	符号 Symbols	KBP 201G	KBP 202G	KBP 203G	KBP 204G	KBP 205G	KBP 206G	KBP 207G	单位 Unit
最大可重复峰值反向电压 Maximum repetitive peak reverse voltage	V _{RRM}	50	100	200	400	600	800	1000	V
最大均方根电压 Maximum RMS voltage	V _{RMS}	35	70	140	280	420	560	700	V
最大直流阻断电压 Maximum DC blocking voltage	V _{DC}	50	100	200	400	600	800	1000	V
最大正向平均整流电流 TA=50°C Maximum average forward rectified current	I _{F(AV)}	2.0							A
峰值正向浪涌电流 8.3ms单一正弦半波 Peak forward surge current 8.3 ms single half sine-wave	I _{FSM}	60							A
典型热阻 Typical thermal resistance	R _{θJA}	30							°C/W
工作结温 Operating junction	T _j	-55 --- +125							°C
存储温度 Storage temperature range	T _{STG}	-55 --- +150							°C

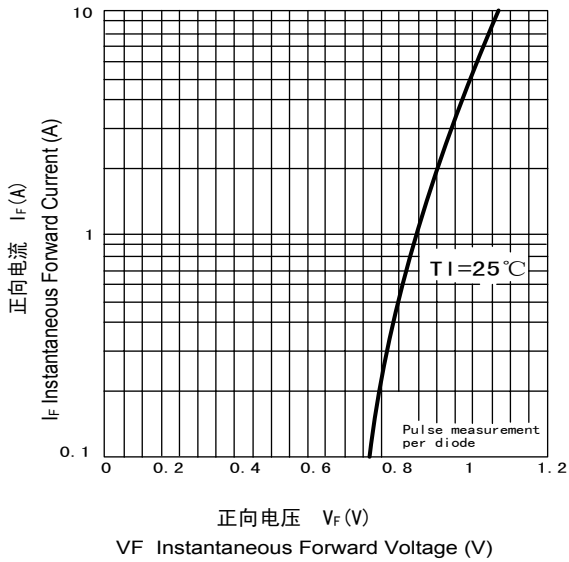
电特性 TA = 25°C 除非另有规定。

Electrical Characteristics Ratings at 25°C ambient temperature unless otherwise specified.

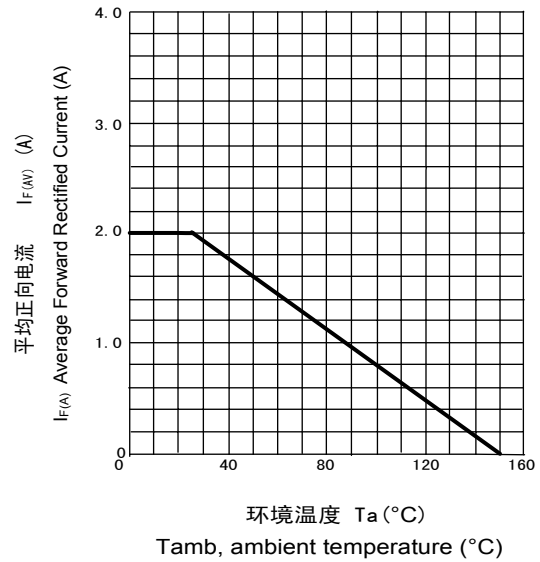
	符号 Symbols	KBP 201G	KBP 202G	KBP 203G	KBP 204G	KBP 205G	KBP 206G	KBP 207G	单位 Unit
最大正向电压 I _F = 2.0A Maximum forward voltage	V _F	1.1							V
最大反向电流 TA= 25°C TA = 125°C Maximum reverse current	I _R	10 500							μA

特性曲线 Characteristic Curves

正向特性曲线 (典型值)
TYPICAL FORWARD CHARACTERISTIC



正向电流降额曲线
FORWARD CURRENT DERATING CURVE



浪涌特性曲线 (最大值)
MAXIMUM NON REPETITIVE
PEAK FORWARD SURGE CURRENT

